



# OPERATIONAL PERFORMANCE

VOL. 12 | December 2024



## RMKE Coal Barge Load Doubles in 4Q 2024

**Jakarta, 21 January 2025, PT RMK Energy Tbk (RMKE)** successfully loaded 1,143 ships with a total coal volume of 9.03 million tons as of December 2024, marking an 19.3% YoY increase compared to the same period last year at 7.56 million tons of coal. This growth in service volume was supported by operational performance in 4Q 2024, where RMKE achieved its highest-ever monthly volume with 2.63 million tons of coal loaded per quarter or doubled in 4Q 2024 compared to the same period in last year. RMKE also improved operational efficiency by maintaining train unloading time at 3:34 hours and reducing the fuel usage ratio by 9.5% YoY in 12M 2024. Even better, in 4Q 2024, this fuel usage ratio dropped by 13.0% YoY. Thus, the service segment in 4Q 2024 contributed a lot to operational performance for the whole year 2024.

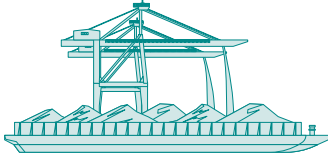
From the coal sales segment, RMKE successfully sold 2.86 million tons of coal as of December 2024, marking a 20.8% YoY increase. The export and local segments contributed 63% and 37%, respectively, to the total sales volume. RMKE's coal sales volume primarily came from third-party coal mines, with in-house mine production contributing 32% to the total sales volume. On the other hand, coal prices tended to

decline or stabilize, but the growth in coal sales volume continued to outperform and offset the impact of price normalization. This upward trend in transportation service volume and coal sales was driven by increasing demand for coal in the second half of the year, particularly in export markets.

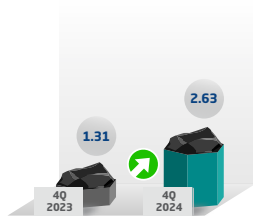
The President Director of RMKE, Vincent Saputra, stated that the increased coal demand in the 4Q of this year has been a positive catalyst for RMKE. "We see that RMKE's operational performance in 4Q 2024, especially in the service segment, has continued to improve significantly," said Vincent. "RMKE will focus on increasing coal transportation service volumes and sales by securing new customers in line with the completion of the coal hauling road facility, which is currently in its final stages. With the completion of this road, RMKE will be able to open access for mines that have been unable to operate due to infrastructure constraints in South Sumatra," Vincent added.

"In addition to focusing on developing strategic assets in South Sumatra, RMKE, together with the RMK Group, will also begin exploring coal potential in Jambi by constructing a coal logistics facility directly integrated with the three mines owned by the RMK Group. The RMK Group's expansion into the Jambi area will further support the group's operational performance. By 2025, we are increasingly optimistic about sustaining financial performance through continuous volume growth," Vincent concluded.


## Barge Loading




↑ 4Q 2024:  
**+99.9% YoY**



↑ 12M 2024:  
**+19.3% YoY**



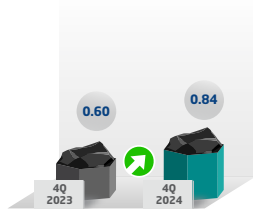
↑ 12M 2024:  
**achieved 90.7%**



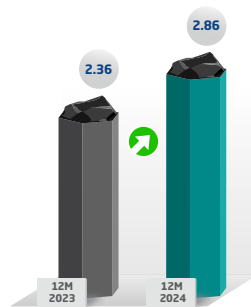
## Coal Sales




↑ 4Q 2024:  
**39.5% YoY**



↑ 12M 2024:  
**20.8% YoY**



↑ 12M 2024:  
**achieved 81.6%**



In million MT  
\*\* Latest medium term outlook

## Appendix

(in MT unit, except stated otherwise)

INDICATOR	4Q 2023 a	3Q 2024 b	QoQ (%) c/b	4Q 2024 c	YoY (%) c/a	12M 2023 d	12M 2024 e	YoY (%) e/d
<b>COAL SERVICES</b>								
Unloading train	1.911.834	2.638.233	(1,6)	2.595.799	35,8	11.114.724	9.272.385	(16,6)
<b>Loading barge</b>	<b>1.313.915</b>	<b>2.539.585</b>	<b>3,4</b>	<b>2.626.773</b>	<b>99,9</b>	<b>7.563.431</b>	<b>9.025.620</b>	<b>19,3</b>
Hauling	1.176.702	2.638.233	(1,6)	2.595.799	120,6	7.598.537	8.984.635	18,2
Man hours (hour)	695.203	699.100	(17,1)	579.820	(16,6)	3.019.577	2.560.401	(15,2)
Ship (number of ship)	164	317	4,4	331	101,8	962	1.143	18,8
Unloading train (train set)	745	991	(2,2)	969	30,1	4.266	3.587	(15,9)
Unloading train time (hour)	3:20	3:54	(00:40)	3:13	(00:07)	3:24	3:34	00:10
Trainset station standby time (hour)	6:30	7:21	(00:30)	6:51	00:20	6:48	6:48	00:00
Fuel usage (liter)	1.136.737	1.971.766	0,3	1.976.723	73,9	6.653.194	7.188.167	8,0
Fuel ratio (MT/liter)	0,87	0,78	(3,1)	0,75	(13,0)	0,88	0,80	(9,5)
Fatality rate	0	0	N.A.	0	N.A.	0	0	N.A.
<b>COAL SALES</b>								
<b>Coal sales</b>	<b>600.629</b>	<b>776.623</b>	<b>7,9</b>	<b>837.837</b>	<b>39,5</b>	<b>2.362.874</b>	<b>2.855.344</b>	<b>20,8</b>
<b>COAL PRODUCTION</b>								
OB removal (Bcm)	492.618	710.557	13,9	809.405	64,3	2.485.999	2.889.279	16,2
Coal getting	134.733	320.111	(29,3)	226.478	68,1	1.035.550	900.120	(13,1)

### Disclaimer On

This document has been prepared by Company for capital market community purposes. The Company has prepared this document based on information available to it that have not been independently verified. No representation or warranty, expressed or implied, is provided in relation to the fairness, accuracy, correctness, completeness or reliability of the information, opinions or conclusions expressed herein. The information included in this document is preliminary, and subject to revision upon completion of the Company's closing.

In addition, This document is not intended to be relied upon as advice to investors or potential investors and does not take into account the investment objectives, financial situation or needs of any investor.

All forward looking statements attributable to the Company apply only as of the date of this document. The Company undertakes no obligation to update or revise forward looking statements to reflect events or circumstances that arise after the date made or to reflect the occurrence of unanticipated events.