



OPERATIONAL PERFORMANCE

VOL. 10 | October 2024



RMKE Loads 7.5 Million Ton of Coal, Increases by 18.9% YoY as of October 2024

Jakarta, 22 November 2024, PT RMK Energy Tbk (RMKE) successfully loaded 946 ships with a total coal volume of 7.5 million tons as of October 2024, marking an 18.9% YoY increase compared to the same period last year at 6.3 million tons. This growth in service volume was supported by October 2024's performance, where RMKE achieved its highest-ever monthly volume with 1.1 million tons of coal loaded. With this volume, RMKE has reached 75.1% of this year's service volume target. RMKE also improved operational efficiency by maintaining train unloading time at 3:40 hours and reducing the fuel usage ratio by 10.8% YoY to 0.8 tons per liter.

From the coal sales segment, RMKE successfully sold 2.31 million tons of coal as of October 2024, marking a 16.5% YoY increase and achieving 66.0% of this year's coal sales target. The export and local segments contributed 67% and 33%, respectively, to the total sales volume. RMKE's coal sales volume primarily came from third-party coal mines, with in-house mine production contributing 32% to the total sales volume. The trend of increasing coal transport and sales volumes has been supported by growing coal demand in the second half of this year, particularly in export markets. Although coal prices have tended to decline or remain stable, the growth in coal sales volume has outpaced and mitigated the impact of price normalization.

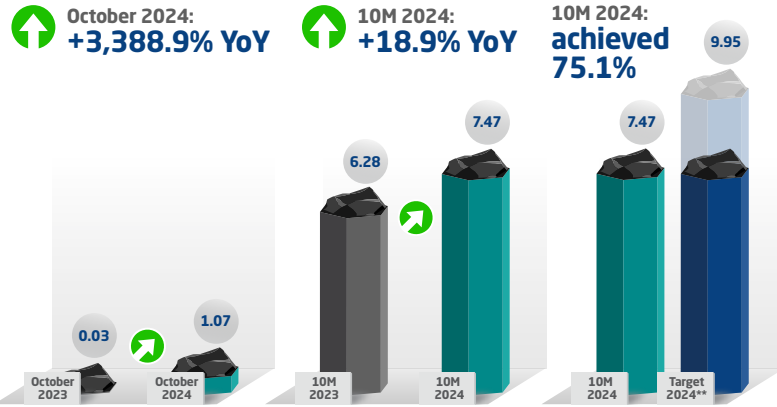
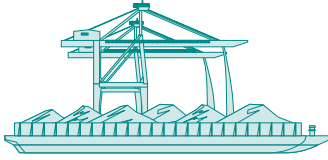
The President Director of RMKE, Vincent Saputra, stated that the increased coal demand in the second half of this year has been a positive

catalyst for RMKE, particularly as the winter season approaches at the end of the year. "We observe that RMKE's monthly operational performance, especially in the service segment, has continued to improve significantly, particularly in October 2024. This month, RMKE achieved its highest-ever service volume of 1.1 million tons of coal per month. This volume has consistently increased each month, making us even more optimistic about achieving this year's targets," said Vincent.

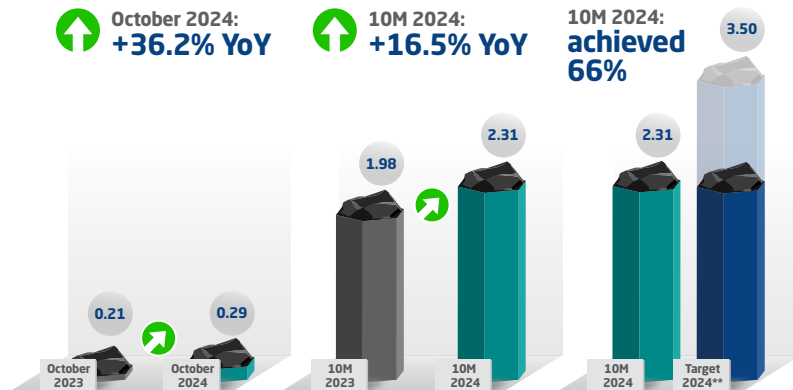
"Coal sales have also increased in line with rising coal demand in the second half of the year, particularly in the export segment. I see an opportunity for coal prices to remain stable and tend to rise, driven by the current geopolitical and economic instability, as reflected in RMKE's predominantly export-oriented coal sales transactions," explained Vincent.

"For the remainder of 2024, we are increasingly optimistic about maintaining sustainable financial performance, with the majority of revenue still coming from exports and most operating costs denominated in rupiah. Going forward, RMKE will focus on increasing coal transport and sales volumes by acquiring new customers in line with the completion of the coal hauling road facility, which is expected to be finished this year. With the road's completion, RMKE will be able to provide access to mines that have been unable to produce due to infrastructure constraints in South Sumatra," added Vincent.

Barge Loading



Coal Sales



In million MT
 ** Latest medium term outlook

Appendix

(in MT unit, except stated otherwise)

INDICATOR	Oct 2023 a	Sep 2024 b	MoM (%) c/b	Oct 2024 c	YoY (%) c/a	10M 2023 d	10M 2024 e	YoY (%) e/d
COAL SERVICES								
Unloading train	386,079	883,819	5.6	933,538	141.8	9,588,969	7,610,123	(20.6)
Loading barge	30,697	970,174	10.4	1,070,979	3,388.9	6,280,212	7,469,826	18.9
Hauling	41,827	883,819	5.6	933,538	2,131.9	6,463,662	7,322,373	13.3
Man hours (hour)	238,947	190,170	5.5	200,600	(16.0)	2,563,321	2,181,181	(14.9)
Ship (number of ship)	4	121	10.7	134	3,250.0	802	946	18.0
Unloading train (train set)	134	326	8.9	355	164.9	3,655	2,973	(18.7)
Unloading train time (hour)	3:18	4:09	(00:40)	3:29	00:11	3:24	3:40	00:16
Trainset station standby time (hour)	5:45	7:52	(00:01)	7:51	02:06	6:47	6:54	00:07
Fuel usage (liter)	96,564	684,273	7.9	738,307	664.6	5,613,021	5,949,750	6.0
Fuel ratio (MT/liter)	3.15	0.71	(2.3)	0.69	(78.1)	0.89	0.80	(10.9)
Fatality rate	0	0	N.A.	0	N.A.	0	0	N.A.
COAL SALES								
Coal sales	213,602	258,098	12.7	290,988	36.2	1,983,755	2,310,679	16.5
COAL PRODUCTION								
OB removal (Bcm)	26,373	251,002	46.8	368,567	1,297.5	2,019,753	2,448,442	21.2
Coal getting	5,230	106,529	(32.1)	72,381	1,283.9	906,047	746,023	(17.7)

Disclaimer On

This document has been prepared by Company for capital market community purposes. The Company has prepared this document based on information available to it that have not been independently verified. No representation or warranty, expressed or implied, is provided in relation to the fairness, accuracy, correctness, completeness or reliability of the information, opinions or conclusions expressed herein. The information included in this document is preliminary, and subject to revision upon completion of the Company's closing.

In addition, This document is not intended to be relied upon as advice to investors or potential investors and does not take into account the investment objectives, financial situation or needs of any investor.

All forward looking statements attributable to the Company apply only as of the date of this document. The Company undertakes no obligation to update or revise forward looking statements to reflect events or circumstances that arise after the date made or to reflect the occurrence of unanticipated events.