

Start Operating Normally, RMKE is Optimistic in Maintaining Stable Performance Throughout the Year

Jakarta, December 2023, PT RMK Energy Tbk has successfully loaded 50 barges with a total volume 402.3 thousand MT of coal since it went back to its normal operations in November 2023, marking a significant increase of 1,210.6% MoM during the period when RMKE's operation was temporarily halted. As of November 2023, RMKE has loaded 852 barges with a total volume of 6.7 million MT of coal. Similar to the barge loading volume, RMKE has also successfully unloaded 252 train sets with a total unloading volume of 662.5 thousand MT of coal in November, showing a 71.6% MoM increase. Until November 2023, RMKE had unloaded 3,907 train sets with a total volume of 10.3 million MT of coal. **The operational performance appears to be relatively stable compared to the same period last year, despite RMKE temporarily ceasing operations to improve its operational efficiency and comply with the recommendations of KLHK over the last 3 months since early September 2023.**

RMKE also maintained **on-time performance (OTP) for train unloading until November, achieving a 45-minute faster** or 3:24 hours per train compared to the corresponding period last year, which was 4:09 hours. Fuel consumption decreased by 5% until the November period due to a temporary operational halt in October 2023. On average, the fuel consumption ratio per MT of coal remains more efficient, decreasing from 0.91 liters/MT last year to 0.90 liters/MT this year, representing a **1.3% YoY efficiency improvement as of November 2023.**

From the coal sales segment, until November 2023, the company has sold 2.01 million MT of coal, slightly decreasing by 5% YoY due to operational impediments at the in-house mining production of PT Truba Bara Banyu Enim (TBBE), which had temporarily ceased but resumed normal operations in November 2023.

The Chief Executive Officer of RMKE, Vincent Saputra, stated that as of November 2023, the operational performance for barge loading and train unloading has reached 61.9% and 82.7% of the respective targets for the year 2023. The achievement of coal sales volume has reached 72.2% by November 2023. This performance, while substantial, is not yet optimal due to several challenges faced by the company over the past 3 months.

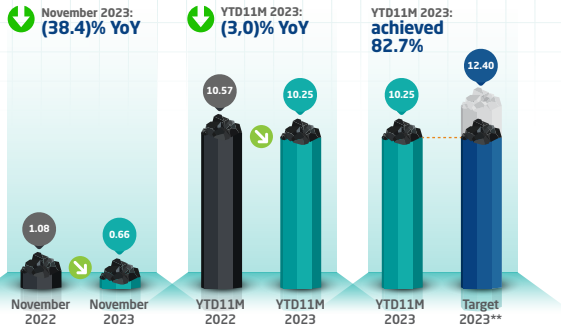
"However, as Management, we see the importance of operational improvement as something urgent rather than merely achieving targets to enhance the implementation of GCG so that in the future RMKE can achieve both: excellent operational performance and social responsibility," said Vincent.

"This year, with operational activities running smoothly, we are optimistic in maintaining stable performance and will focus on significantly improving operations in 2024," added Vincent.

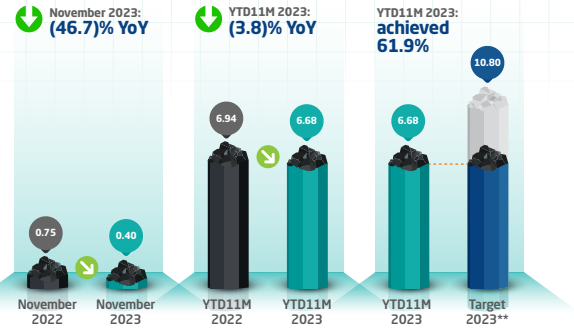
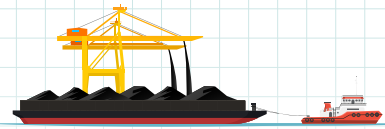
PT RMK Energy Tbk

PT RMK Energy Tbk was established on 22 June 2009 and officially listed in PT Bursa Efek Indonesia (BEI) on 29 November 2021. The Company provides coal logistics services including loading and unloading coal via railway in South Sumatra, coal port services, and coal sales from in-house mining and third party. The Company has some facilities in South Sumatra such as Gunung Megang Loading Station, Simpang Unloading Station, 8-km hauling road, Port Musi 2 and in-house mining PT Truba Bara Banyu Enim.

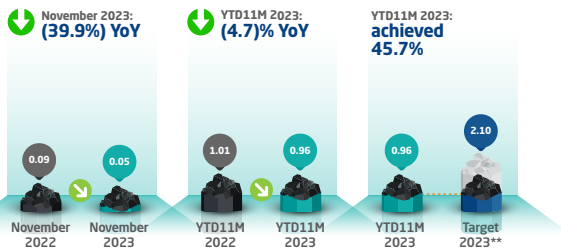
Unloading Train



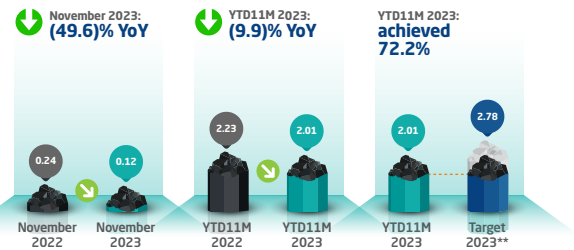
Loading Barge



Coal Getting



Coal Sales



** Latest medium term outlook

Appendix

(in MT unit, except stated otherwise)

INDICATOR	NOV 2022 a	OCT 2023 b	MoM (%) c/b	NOV 2023 c	YoY NOV (%) c/a	YTD9M 2022 d	YTD9M 2023 e	YoY YTD 11M (%) e/d
COAL SERVICES								
Unloading train	1,076,115	386,079	71.6	662,541	(38.4)	10,570,286	10,251,509	(3.0)
Loading barge	754,199	30,697	1,210.6	402,320	(46.7)	6,944,298	6,682,533	(3.8)
Hauling	742,965	41,827	814.4	382,451	(48.5)	7,169,788	6,846,112	(4.5)
Man hours (hour)	221,324	238,947	(6.2)	224,240	1.3	2,339,712	2,787,561	19.1
Ship (number of ship)	98	4	1,150.0	50	(49.0)	916	852	(7.0)
Unloading train (train set)	406	134	88.1	252	(37.9)	4,080	3,907	(4.2)
Unloading train time (hour)	4:24	3:18	0:00	3:18	(1:06)	4:09	3:24	(0:45)
Trainset station standby time (hour)	7:48	5:45	01:01	6:46	(1:02)	7:44	6:47	(0:57)
Fuel usage (liter)	669,829	96,564	292.5	379,005	(43.4)	6,305,825	5,992,026	(5.0)
Fuel ratio (MT/liter)	0.89	3.15	(70.1)	0.94	6.1	0.91	0.90	(1.3)
Fatality rate	0	0	N.A.	0	N.A.	0	0	N.A.
COAL SALES								
Coal sales	239,299	213,602	(43.6)	120,566	(49.6)	2,230,999	2,009,760	(9.9)
COAL PRODUCTION								
OB removal (Bcm)	129,783	26,373	768.4	229,027	76.5	1,779,755	2,248,780	26.4
Coal getting	90,523	5,230	940.1	54,400	(39.9)	1,007,991	960,447	(4.7)

Disclaimer On: This document has been prepared by Company for capital market community purposes. The Company has prepared this document based on information available to it that have not been independently verified. No representation or warranty, expressed or implied, is provided in relation to the fairness, accuracy, correctness, completeness or reliability of the information, opinions or conclusions expressed herein. The information included in this document is preliminary, and subject to revision upon completion of the Company's closing.

In addition, This document is not intended to be relied upon as advice to investors or potential investors and does not take into account the investment objectives, financial situation or needs of any investor.

All forward looking statements attributable to the Company apply only as of the date of this document. The Company undertakes no obligation to update or revise forward looking statements to reflect events or circumstances that arise after the date made or to reflect the occurrence of unanticipated events.